



PSA-6024

Specifications



Features:

- Multiple overload/ short circuit protection modes
- Efficiency above 88%
- Small size
- DIN rail mountable
- Cooling by free air convection
- -25°C to +70°C
- EN60950-1
- 3 year warranty
- UL508 - E205412

OUTPUT

Cat. No.	PSA-6024
DC VOLTAGE	24 V
RATED CURRENT	2A (115 input), 3A (230 input)
CURRENT RANGE	0-3A
RATED POWER	60 W
RIPPLE & NOISE (max)	80 mVp-p
Ripple & noise are measured at 20MHz of bandwidth by using a 12" twisted pair-wire terminated with a 0.1µF & 47µF parallel capacitor.	
VOLTAGE ADJ. RANGE (DC)	22-27VDC
VOLTAGE TOLERANCE	-0.03
Tolerance: includes set up tolerance, line regulation and load regulation.	
START UP WITH STRONG LOAD	≤ 50,000 µF
SHORT CIRCUIT CURRENT I _{cc}	7 A
DISSIPATION POWER LOAD P _{max}	13 W
LINE REGULATION	± 0.5%
LOAD REGULATION	± 1%
SETUP, RISE TIME	1 sec. (max)
Length of set up time is measured at cold first start. Turning ON/OFF the power supply may lead to increase of the set up time.	
HOLD UP TIME (Typ.)	Typ. 20 msec

INPUT

NOMINAL INPUT VOLTAGE	115-230VAC
VOLTAGE RANGE	90 ~ 264V AC
FREQUENCY RANGE	47 ~ 63 Hz +6%
EFFICIENCY (Typ.)	>88 %
AC CURRENT (115 – 230 Vac.)	1 - 0.7A
INRUSH CURRENT (Typ.)	< 19 A < 5 msec
INTERNAL FUSE	4A (T)
EXTERNAL FUSE (recommended)	6 A (MCB curve B)
LEAKAGE CURRENT	< 1.5 mA @ 230 Vac

PROTECTION

OVERLOAD	Yes, continuous mode
OVER VOLTAGE	Yes (Typ 35VDC)
OVER TEMPERATURE	Yes. Shuts down output and automatically restarts when the temperature drops
SHORT CIRCUIT PROTECTION	Yes, continuous mode

ENVIRONMENT

WORKING TEMP.	-25 up to +70 °C
HUMIDITY	95 % at 25°C, no condensation
STORAGE TEMP	-40 up to +85 °C
TEMP. COEFFICIENT	± 0.03% / °C (0 ~ 60 °C)
MOUNTING	DIN Rail according to IEC60068-2-6

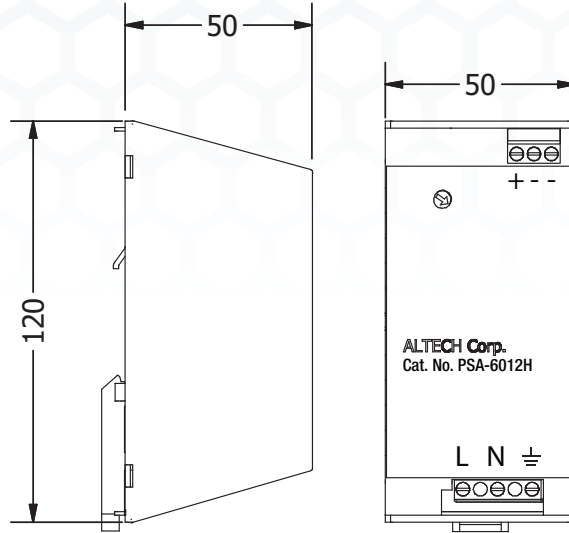
SAFETY & EMC

SAFETY STANDARDS	UL508 Listed, IEC/EN 60950, EN 50178, IEC/EN 60950, EN60950-1, PELV EN 60204-1
WITHSTAND VOLTAGE	I/P-O/P: 3k VAC I/P-FG: 1.6k VAC O/P-FG: 500 VAC
PROTECTION CLASS	IP 20 (EN/IEC 60529)
ISOLATION RESISTANCE	100 MΩ (min) @ 500 Vdc
EMI CONDUCTION & RADIATION	EN61000-6-4
HARMONIC CURRENT	EN61000-3-2
EMS IMMUNITY	EN 61000-4-2, EN 61000-4-3, EN 61000-4-4, EN 61000-4-5, EN 61000-4-6, EN61000-6-2, EN61000-6-4, The power supply is considered a component which will be installed into a final equipment. The final equipment must be re-confirmed that it still meets EMC directives.

OTHERS

MTBF IEC 61709	> 500.000 h
POLLUTION DEGREE	2
CONNECTION TERMINAL BLOCK	2.5 mm Screw terminal (24 ~ 14 AWG)
DIMENSION	50x120x50 mm (2x4.7x2 in)
PACKING	0.30 kg (0.65 lbs) each
NOTE	All parameters NOT specially mentioned are measured at 230V AC input, rated load and 25°C of ambient temperature.

Mechanical Specification



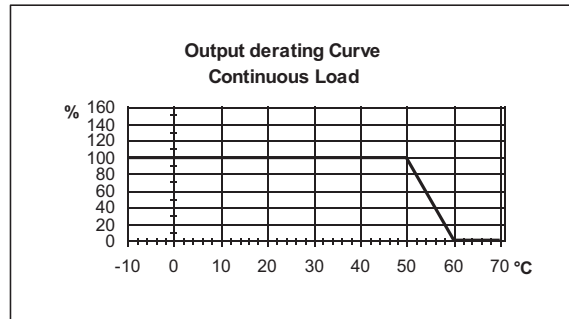
TB1 Terminal Pin. No Assignment

Pin No.	Assignment (1 phase)
1	N / AC
2	L / AC
3	FG ⊕

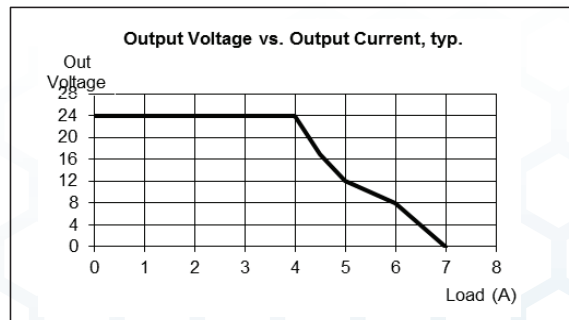
TB1 Terminal Pin. No Assignment

Pin No.	Assignment
1	DC output +V
2	DC output -V
3	DC output -V

Output Derating Curve Continuous Load



Output Derating Curve



Note: All dimensions are in millimeters, to convert to inches multiply by 0.03937.