Altech Corp.®

Your Source for Automation & Control Components

1 Pole C-Trip

DLS7 Series - UL1077 Supplementary Protector

1 POLE

Standard Pack 12

UL Recognized
E137915

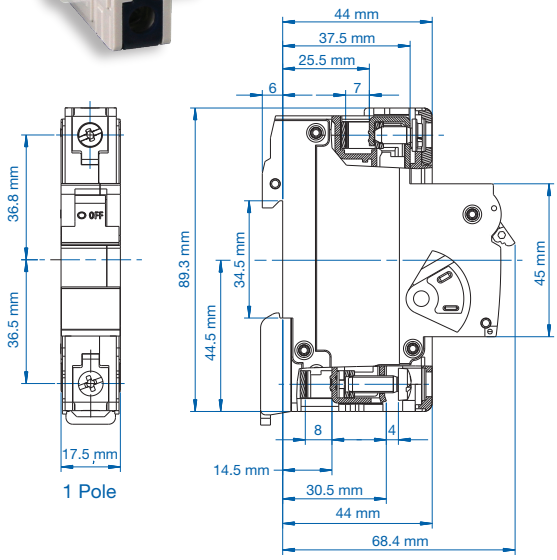

Rated Current (I_n)	Type/ Cat. No.
0.5A	1C05UR
1.0A	1C1UR
2.0A	1C2UR
3.0A	1C3UR
4.0A	1C4UR
5.0A	1C5UR
6.0A	1C6UR
8.0A	1C8UR
10A	1C6UR
12A	1C12UR
13A	1C13UR
15A	1C15UR
16A	1C16UR
20A	1C20UR
25A	1C25UR
30A	1C30UR
32A	1C32UR
40A	1C40UR
50A	1C50UR
60A	1C60UR
63A	1C63UR

Weight (per piece)
0.3A - 32A:
0.120 - 0.141 kg
0.265 - 0.311 lb
33A - 63A:
0.137 - 0.158 kg
0.302 - 0.348 lb

C Trip Characteristic

I_n = 0.3A - 10A rated current

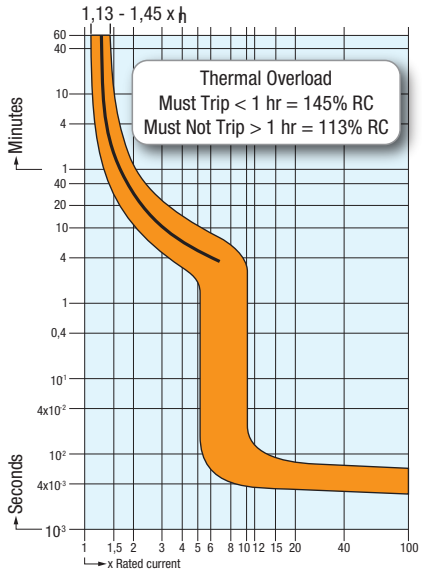

C Trip Characteristic

I_n = 13A - 63A rated current

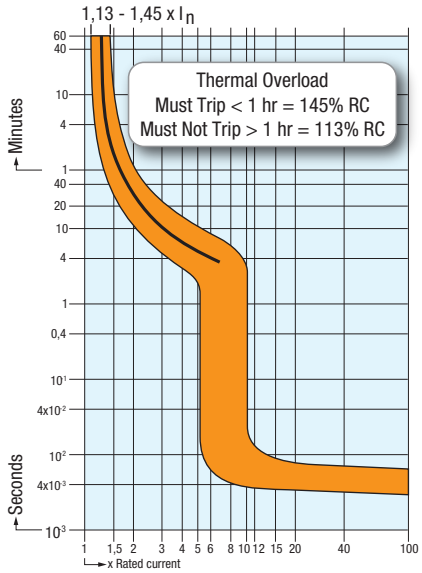

Specifications

Voltage Rating	0.5-63A / 480Y/277V AC
Short Circuit Withstand Rating	0.5 - 10A (RC): 10 kA with no back-up fuse 12 - 63A (RC): 10 kA with UL-listed Class J back-up fuse; 5 kA with no back-up fuse
Calibration Temperature	30°C (86°F)
Ambient Temperature	-25°C to +70°C (-13°F to 158°F)
Storage Temperature	-40°C to +70°C (-40°F to 158°F)
Terminal Torque (min/max)	2 Nm (17.7 lb.in.) / 2.5Nm (22.2 lb.in)
Electrical Life	6,000 switching cycles ON/ OFF
Mechanical Life	10,000 switching cycles ON/ OFF
Vibration Resistance	> 15g according to DIN EN 60069-2-59 during a load with 1.05 x I_N
Resistance to mechanical shocks	25g @ 11ms
Degree of protection acc. IEC/EN 60529	IP20
Mounting Orientation	In any plane

Short Circuit Withstand Ratings for DSL7 Supplementary Protector

Trip Curve	Amp Range	Backup Protection	
		UL-Listed Class J Fuse up to 10kA	**No Backup Fuse Required up to:**
all	0.5 - 10A	70A	10kA
all	12 - 63A	4xRC*	5kA

*up to nearest rated current

35 Royal Road • Flemington, NJ 08822-6000 • t 908-806-9400 • f 908-806-9490 • www.altechcorp.com