

## Single Pedal With Cover

### STANDARD



Standard OFF-ON Operation - Push pedal to change contact state. Release pedal to return to original state.

### TWO STAGE OPERATION

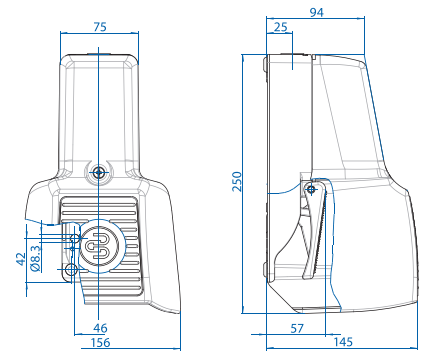
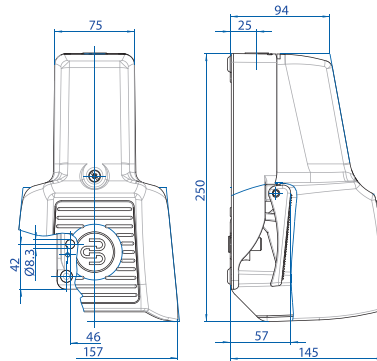
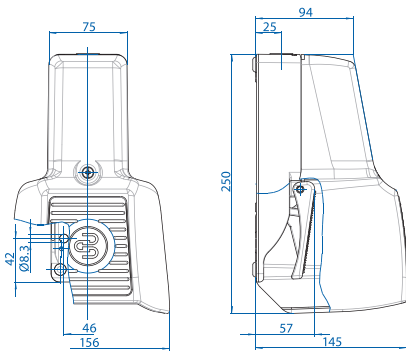


Two Stage Operation- Press Pedal to change the state of the first set of contacts. Continue to press further to change the second set of contacts.

### LATCHING



Latching Operation - Push pedal to change contact state. When you release the pedal, the contacts remain in that state. Push again to return to original state.



#### Single pedal foot switch F1

Article number	Cable entry	Designation	Switching contacts
----------------	-------------	-------------	--------------------

##### Snap-action contact:

			Pedal 1
606.1800.012	1 x M20	F1-U1Z UN	1NC / 1NO
606.1900.062	1 x M20	F1-SU2Z UN	2NC / 2NO

##### Slow-action contact (IP65 Protection Rating):

			Pedal 1
606.1600.006	1 x M20	F1-U1Z UN	1NC / 1NO
606.1700.004	1 x M20	F1-U2Z UN	2NC / 2NO

##### Slow-action contact (IP67 Protection Rating):

			Pedal 1
606.1600.538	1 x M20	F1-U1Z UN	1NC / 1NO
606.1600.345	3 x M20	F1-U1Z UN	1NC / 1NO

#### Single pedal foot switch F1

Article number	Designation	Switching contacts	Pressure point
----------------	-------------	--------------------	----------------

##### Snap-action contact:

		Pedal 1	Pedal 1
616.1800.073	F1-SU1ZD UN	1NC / 1NO	200 N
606.1900.433	F1-SU2ZD UN	2NC / 2NO	200 N

##### Slow-action contact:

		Pedal 1	
606.1600.010	F1-U1ZD UN	1NC / 1NO	200 N
606.1700.008	F1-U2ZD UN	2NC / 2NO	200 N

#### Single pedal foot switch F1

Article number	Designation	Switching contacts
----------------	-------------	--------------------

**Snap-action contact:** Pedal 1  
616.1800.247 F1-SU1Y UN 1NC / 1NO

**Slow-action contact:**  
616.1600.295 F1-U1Y UN 1NC / 1NO