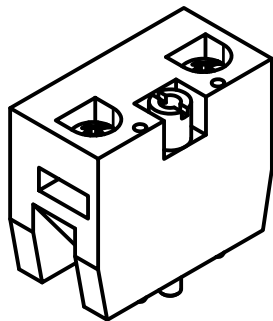
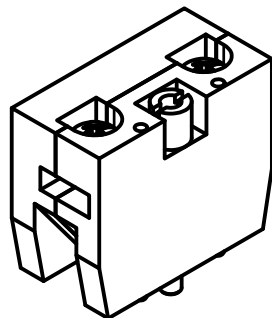


REVISIONS FOR DWG # SX

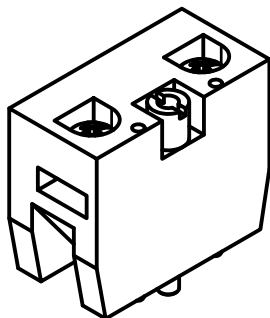
REV	CH.NO.	DESCRIPTION	DATE	REVISED BY
-	-	ORIGINAL DESIGN	07/21/16	ARON G



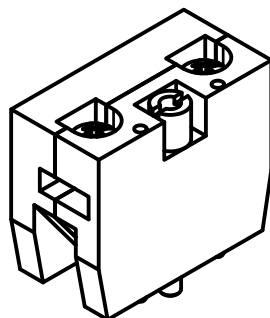
**S1**  
Normally Open Silver



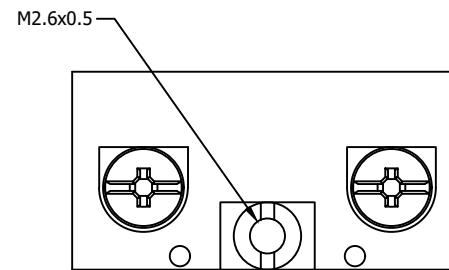
**S3**  
Normally Opended Gold Plated



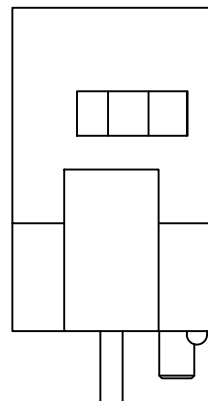
**S2**  
Normally Closed Silver



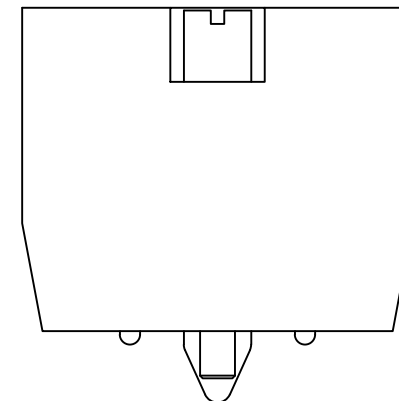
**S4**  
Normally Open Gold Plated



14.70 mm  
[.6 in]



29.00 mm  
[1.1 in]



24.00 mm  
[.9 in]

UNLESS OTHERWISE SPECIFIED  
• ALL DIMENSIONS ARE IN MILLIMETERS  
• THIRD ANGLE PROJECTION

• TOLERANCE	
XX	± 1.00 mm
XX.X	± 0.50 mm
XX.XX	± 0.20 mm
ALL	± XX mm

C-THINK

This Drawing is the property of

**Altrech Corp.**

35 Royal Road  
Flemington NJ 08822-6000  
(908) 806-9400 • Fax (908) 806-9490

AND IS A CONFIDENTIAL DISCLOSURE  
LENT WITHOUT CONSIDERATION OTHER  
THAN THE BORROWER'S AGREEMENT  
THAT IT SHALL NOT BE REPRODUCED,  
COPIED, LENT, OR DISPOSED OF  
DIRECTLY OR INDIRECTLY NOR USED  
FOR ANY PURPOSE OTHER THAN THAT  
FOR WHICH IT IS SPECIFICALLY  
FURNISHED.

TITLE: 22mm Push Button Switch Contacts  
Penl Mount, types S1, S2, S3, S4

DRAWN BY: Aron Gyorgypal	07/21/16
CHECKED BY: Laszlo G	07/21/16
RELEASED BY: Laszlo G	07/21/16

DRAWING NO.:	REV.:
M-Cad-1PB-SX	-
SCALE: -	SHEET: 1 OF: 1