

V-EA-Series - UL508 Manual Motor Controller - 1 pole Z-Trip



UL508 Listed
E137938



One Pole

Standard Pack: 12

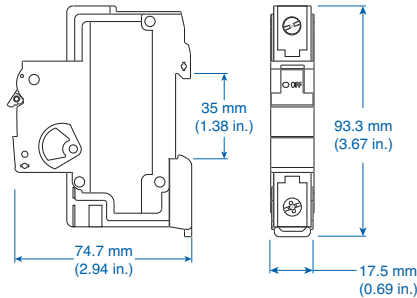
Weight:

0.3A - 32A

1.8kg (3.97 lb.)

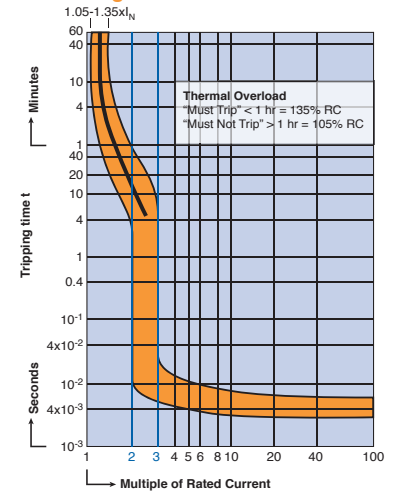
40A - 63A

1.98kg (4.37 lb.)

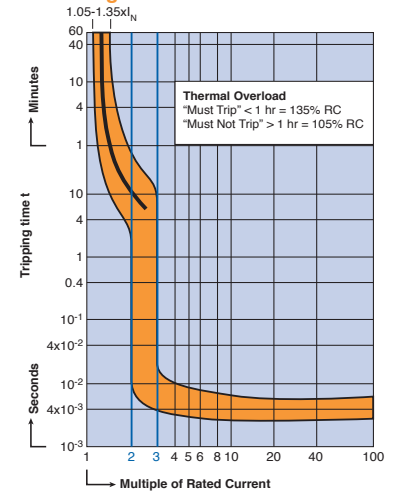


Rated Current	Type/Cat. No.	Approvals
0.3A	1Z03UM	UL, SFA
0.5A	1Z05UM	UL, SFA
0.75A	1Z075UM	UL, SFA
0.8A	NA	
1.0A	1Z1UM	UL, SFA
1.6A	1Z1.6UM	UL, SFA
2.0A	1Z2UM	UL, SFA
2.5A	1Z2.5UM	UL, SFA
3.0A	1Z3UM	UL, SFA
3.5A	1Z3.5UM	UL, SFA
4.0A	1Z4UM	UL, SFA
5.0A	1Z5UM	UL, SFA
6.0A	1Z6UM	UL, SFA
8.0A	1Z8UM	UL, SFA
10A	1Z10UM	UL, SFA
12A	1Z12UM	UL, SFA
13A	1Z13UM	UL, SFA
15A	1Z15UM	UL, SFA
16A	1Z16UM	UL, SFA
20A	1Z20UM	UL, SFA
25A	1Z25UM	UL, SFA
30A	1Z30UM	UL, SFA
32A	1Z32UM	UL, SFA
40A	1Z40UM	UL, SFA
50A	1Z50UM	UL, SFA

V-EA-Z Trip
0.3A Through 10A Rated Current



V-EA-Z Trip
12A Through 50A Rated Current



Voltage Rating	277VAC 0.3-25A: 1 pole - 42VDC 30-60A: 1 pole - 24VDC
Short Circuit Withstand Rating (UL/CSA - Ratings)	0.3-60A (RC): 10kA with UL-listed RK5 back-up fuse or MCCB
Group Short Circuit Withstand Rating (UL/CSA - Ratings)	0.3-10A (RC): 10kA; 13-60A (RC): 5kA no branch circuit protection required
Interrupting Capacity (VDE - Ratings)	0.3-63A (RC): 10kA
Calibration Temperature	40°C (104°F)
Operating Temperature	-25°C to 55°C (-13°F to 131°F)
Storage Temperature	-40°C to 70°C (-40°F to 158°F)
Terminal Size Acceptability	Top: 18-3 AWG; Bottom: 18-2 AWG (Line/Load reversible)
Terminal Torque	20 lb.in.
Terminal Protection Degree	IP20

SHORT CIRCUIT WITHSTAND RATINGS FOR V-EA MANUAL MOTOR CONTROLLER

Trip Curve	Amp Range	Backup Protection	UL-Listed RK5-Fuse up to 10kA	UL-Listed MCCB up to 10kA	No BCP Required up to:
all	0.3 - 10A		4xRC* min 15A, max 70A	4xRC* min 15A, max 70A	10kA
all	12 - 30/32A		4xRC* max 125A	4xRC* max 125A	5kA
all	40 - 50A		4xRC* max 200A	4xRC* max 200A	5kA
all	60 / 63A		4xRC* max 250A	4xRC* max 250A	5kA

*up to nearest rated current

Standard Dual Connection Terminal

All parts are ring tongue compatible.

