

**Material:**

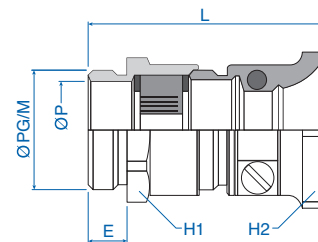
- Nickel-plated brass
- Sealing ring: Neoprene

**Characteristics:**

- PG/Metric thread
- Sealing ring, punchable

**Applications:**

- Tension proof grip
- Grounding connection possible
- Protects bent cable



**Type ZEBV Nickel-Plated Brass**

with traction relief and kink protection

Outer thread	Clamping range Seal mm	Clamping range traction relief mm	Cat. No.	Std. Pk.
<b>PG</b>				
PG 9	2 - 9	6 - 9.5	4308093	50
PG 11	4 - 11	8 - 11.5	4308115	50
PG 13.5	4.5 - 12	9 - 13	4308131	50
PG 16	5.5 - 14.5	10 - 15	4308166	25
PG 21	8 - 19	14 - 20	4308212	25
PG 29	12 - 27	19 - 30	4308298	10
<b>Metric</b>				
M 16 x 1.5	2 - 9	6 - 9.5	4308516	100
M 20 x 1.5	4 - 11	8 - 11.5	4308520	100
M 20 x 1.5	4.5 - 12	9 - 13	4308521	100
M 25 x 1.5	5.5 - 14.5	10 - 15	4308525	50
M 25 x 1.5	8 - 18	14 - 20	4308526	25
M 32 x 1.5	8 - 19	14 - 20	4308532	25
M 32 x 1.5	12 - 27	19 - 30	4308533	25

**Temperature Range**

-25 to 100°C  
(-13 to 212°F)

**Dimensions**

Thread Size	H1 mm	H2 mm	E mm	L mm	ØP mm	ØPG/M mm
PG9	17	22	6	34	12.5	15.2
PG11	20	24	6	36	15	18.6
PG13.5	22	28	6.5	37	17	20.4
PG16	24	30	6.5	40	18.5	22.5
PG21	30	38	7	43	24	28.3
PG29	40	50	8	48	32	37
M16	18	22	7	35	12.5	16
M20	22	24	7	37	15	20
M20	22	28	7	37.5	16	20
M25	27	30	8	41.5	18.5	25
M25	32	38	8	44	18.5	25
M32	34	38	8.5	44.5	24	32
M32	40	50	8.5	48.5	28	32

**Material:**

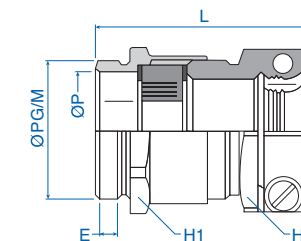
- Nickel-plated brass
- Sealing ring: Neoprene

**Characteristics:**

- PG/Metric thread

**Applications:**

- Centered traction relief
- No cable twisting while clamping
- Tension proof grip
- Grounding connection possible



**Type ZA Nickel-Plated Brass**

with centered traction relief and kink protection

Outer thread	Clamping range Seal mm	Clamping range traction relief mm	Cat. No.	Std. Pk.
<b>PG</b>				
PG 7	4 - 6	5.5 - 7.5	4305078	100
Pg 9	2 - 9	6.5 - 9.5	4305094	50
PG 11	4 - 11	7.5 - 11.5	4305116	50
PG 13.5	4.5 - 12	8.5 - 13.5	4305132	50
PG 16	5.5 - 14.5	10.5 - 16.5	4305167	25
PG 21	8 - 19	12 - 20.5	4305213	25
PG 29	12 - 27	19 - 29.5	4305299	10
PG 36	22 - 33	24 - 36.5	4305361	10
PG 42	25 - 40	33 - 42.5	4305426	5
PG 48	30 - 45	36 - 47.5	4305485	5
<b>Metric</b>				
M 12 x 1.5	4 - 6	5.5 - 7.5	4305500	50
M 16 x 1.5	2 - 9	6.6 - 9.5	4305501	50
M 16 x 1.5	4 - 11	7.5 - 11.5	4305502	50
M 16 x 1.5	4.5 - 12	8.5 - 13.5	4305503	50
M 20 x 1.5	4 - 11	7.5 - 11.5	4305504	50
M 20 x 1.5	4.5 - 12	8.5 - 13.5	4305505	50
M 20 x 1.5	5.5 - 14.5	10.5 - 16.5	4305506	50
M 25 x 1.5	5.5 - 14.5	10.5 - 16.5	4305507	20
M 32 x 1.5	8 - 19	12 - 20.5	4305508	20
M 32 x 1.5	12 - 27	19 - 29.5	4305509	20
M 40 x 1.5	12 - 27	19 - 29.5	4305510	20
M 50 x 1.5	22 - 33	24 - 36.5	4305511	10
M 50 x 1.5	25 - 40	33 - 42.5	4305512	10
M 63 x 1.5	25 - 40	33 - 42.6	4305513	5
M 63 x 1.5	30 - 45	36 - 47.5	4305514	5
M 75 x 1.5	30 - 45	36 - 47.5	4305515	1

**Temperature Range**

-25 to 100°C  
(-13 to 212°F)

**Dimensions**

Thread Size	H1 mm	H2 mm	E mm	L mm	ØP mm	ØPG/M mm
PG7	14	16	5	29	10	12.5
PG9	17	19	6	34	12.5	15.2
PG11	20	22	6	35	15	18.6
PG13.5	22	24	6.5	36	17	20.4
PG16	24	27	6.5	36	18.5	22.5
PG21	30	33	7	42	24	28.3
PG29	40	42	8	47	32	37
PG36	50	52	9	53	42	47
PG42	57	60	10	65	48	54
PG48	64	64	10	68	52.5	59.3
M12	14	16	7	29	8	12
M16	18	19	7	34	12.5	16
M16	20	22	7	34	12.5	16
M16	22	24	7	35	12.5	16
M20	22	22	7	34	15	20
M20	22	24	7	39	16	20
M20	24	27	7	34	16	20
M25	27	27	8	40	18.5	25
M32	34	33	8.5	43	24	32
M32	40	42	8.5	46	28	32
M40	42	42	8.5	45	32	40
M50	52	52	9.5	50	42	50
M50	58	60	9.5	54	42	50
M63	65	60	10.5	55	48	63
M63	65	64	10.5	56	48	63
M75	80	64	11.5	56	52.5	75

Locknuts and seal rings sold separately, see page 25 and 35.

# Cable Gland *Traction Relief - Polyamide*

## Material:

- Body: Polyamide 6
- Seal: Neoprene

## Characteristics:


- PG/Metric/NPT threads
- Metric extended thread available

## Technical properties:

- Optimal strain relief through clamping range
- Seals against housing through sealing lip (PG and Metric only)\*
- Trapezoidal threading with high torque guarantees tight and permanent fit of the dome nut
- Also available with reduction insert
- Gas tight and watertight

## Applications:

- Machines and devices



## Temperature Range

-30 to 100°C  
(-22 to 212°F)

Outer thread	Clamping range mm	Cat. No. Dark Grey	Cat. No. Black	Std. Pk.
<b>PG</b>				
PG 7	2.5 - 6.5	5306007	5306107	50
PG 9	3 - 8	5306009	5306109	50
PG 11	4 - 10	5306011	5306111	50
PG 11	2 - 7	5306012	5306112	50
PG 13.5	5.5 - 12	5306013	5306113	50
PG 13.5	3 - 7	-	5306114	50
PG 16	8.5 - 14	5306016	5306116	25
PG 16	5 - 11	5306017	5306117	25
<b>Metric</b>				
M 12 x 1.5	2.5 - 6.5	5306030	5306130	50
M 16 x 1.5	4 - 8	5306031	5306131	50
M 20 x 1.5	3 - 7	5306032	5306132	50
M 20 x 1.5	5.5 - 12	5306033	5306133	50
<b>NPT</b>				
NPT 3/8"	3 - 8	5306050	5306150	50
NPT 1/2"	3 - 7	5306051	5306151	50
NPT 1/2"	5.5 - 12	5306052	5306152	50

Thread Size	Dimensions			ØPG/M/NPT mm
	H mm	E mm	L mm	
PG7	15	8	62	12.5
PG9	19	8	72	15.2
PG11	22	8	85	18.6
PG13.5	24	9	97	20.4
PG16	27	10	112	22.5
M 12x1.5	15	6	60	12
M 16x1.5	19	6	70	16
M 20x1.5	24	8	96	20
NPT 3/8"	19/22	15	79	17.1
NPT 1/2"	24	15	103	21.2

**This is one of our most popular series and is usually kept in stock.**

\* Seal rings for NPT sold separately, see page 35.

**Locknuts sold separately, see page 24.**